

# WSIKF

## 45<sup>TH</sup> ANNIVERSARY

### 2026 Vendor Booth Rate Details

We're excited to welcome you to the  
2026 Washington State International Kite Festival

Being a WSIKF vendor is a great opportunity to connect with the thousands of visitors who attend the festival each year. If you plan stay in your RV, great news, we offer a weekly rate of \$100 which includes electricity and water hookups. For our local community business we offer locals discount. Not all booth locations have electricity, and we will work with you to ensure you are placed in the best available location. We look forward to having you help celebrate 45 years of WSIKF.

#### **Reservation:**

To reserve your spot, you'll need to submit an Application, Code of Conduct, pictures of your booth and a \$100 deposit.

#### **Weather & Tent Preparation:**

We strongly recommend bringing cement blocks, sandbags, buckets for sand, or extra straps to keep your tent grounded in case of strong winds or rain. Hopefully, you won't need them, but it's always best to be prepared!

#### **Refund Policy:**

If the entire festival is canceled due to severe weather, you'll receive a full refund.

If the Festival Director decides to close for the day due to weather or safety concerns, no refunds will be given.

If bad weather prevents you from setting up and you choose to leave the festival completely, you'll receive a 50% refund. However, if you leave early, you won't be able to return later in the week, but we'd love to welcome you back next year!






**Please let us know if you have any questions—we look forward to welcoming you to the 45th annual Washington State International Kite Festival!**

# WSIKF

## 45<sup>TH</sup> ANNIVERSARY

### 2026 Vendor Booth Rate Details

Non-profits & Artists, please contact us for special rates

	Standared Weekly Rate Fri-Sun (Weekend Rate)		Local Discount Rate* (10% Full Week / 5% Fri-Sun)
<b>10' x 10'</b> 	Full Week	450	405
	Fri-Sun	525	499
<b>10' x 20'</b> 	Full Week	625	563
	Fri-Sun	700	665
<b>10' x 30'</b> 	Full Week	800	720
	Fri-Sun	875	831
<b>10' x 40'</b> 	Full Week	975	878
	Fri-Sun	1,050	998
<b>Motorhome Add on</b> 	Full Week	100	90
	Fri-Sun	100	95

\*Businesses physically located on the Long Beach Peninsula / Pacific County